

How do I sign in to Classroom?

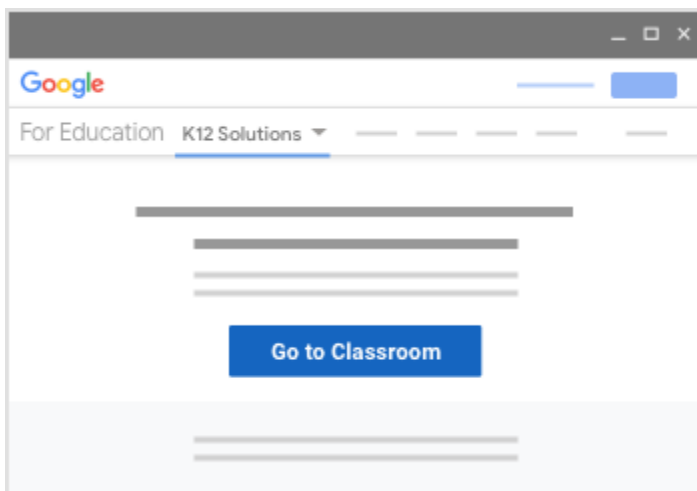
- Set up a Personal Google Account—This is set up by you, or your parent or guardian. Typically you use a personal Google Account to operate your android phone – this email may be used.
- [SIGN IN TO CLASSROOM](#) (This link takes you to the sign-in page)

You must have an active internet connection to sign in.

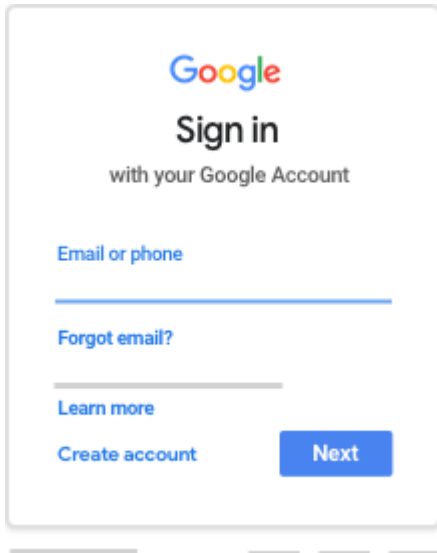
Computer Android iPhone & iPad

Sign in for the first time

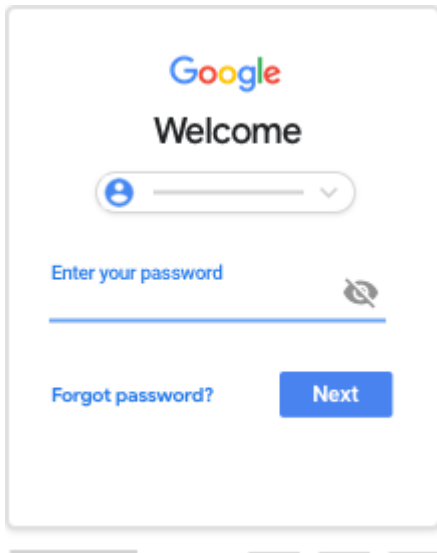
1. Go to classroom.google.com and click Go to Classroom.



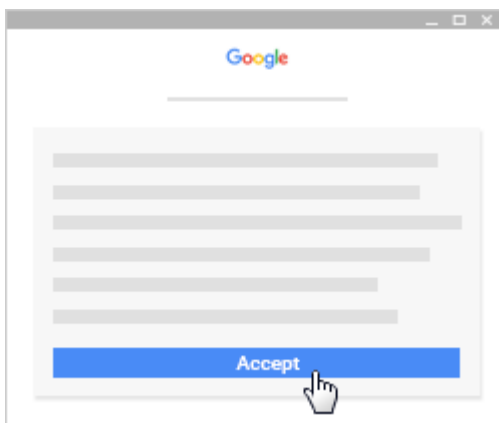
2. Enter your username and click Next. **(Please use your full name for identification)**



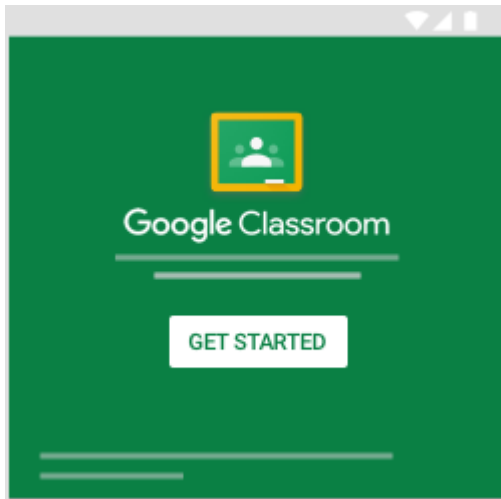
3. Enter your password and click Next.



4. If there is a welcome message, read it and click Accept.



5. Click Get Started.



Access other areas of Classroom

Students, when you're signed in, you'll see classes your teachers created. Click Join to add yourself to a class. For details, see [Join a class](#).

Teachers and students, click Menu ☰ to access other areas of Classroom.

- Classes—Students, navigate to any of your classes.
- Calendar—Students, see your [class calendars](#).
- Work—Students, go to [See your work for a class](#).
- Settings—[Change your profile photo or password](#).

This is a link to a video <https://youtu.be/G3PRjSUy79s>